




PANEL STYLES




A Panel



B Panel



C Panel



D Panel




E Panel




F Panel



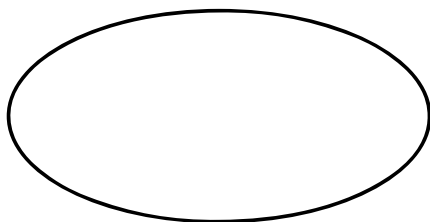
G Panel



H Panel



I Panel




O Panel



P Panel




Q Panel



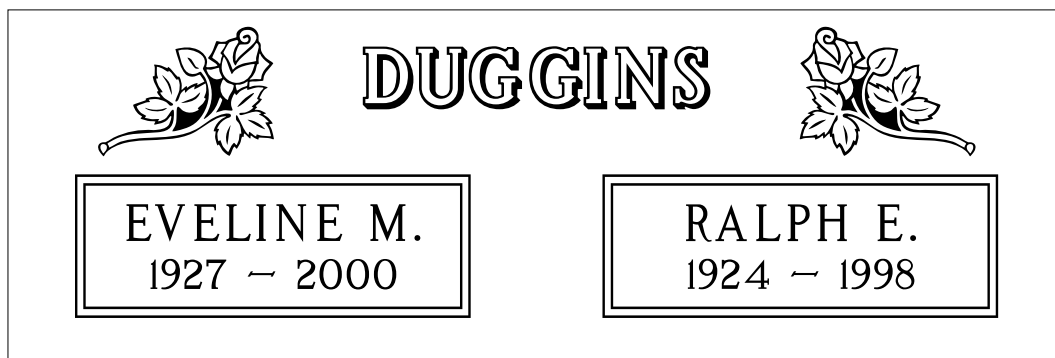
R Panel



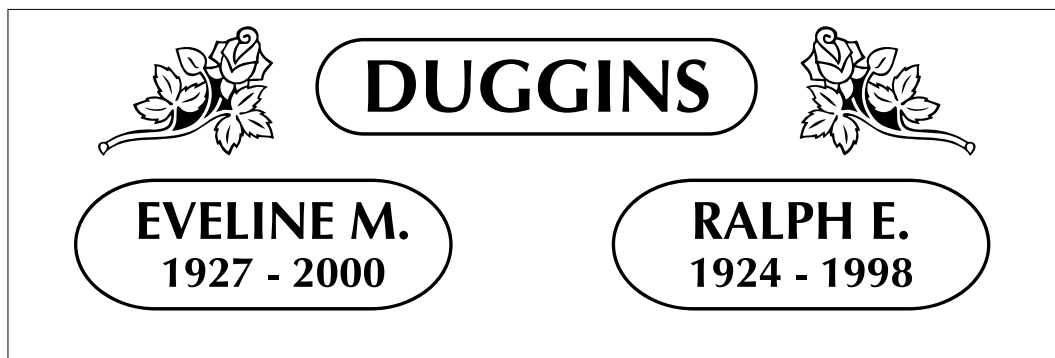
S Panel



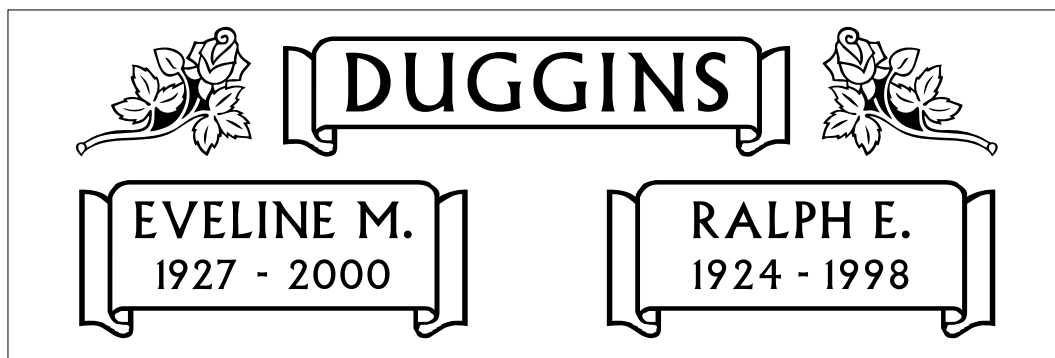
T Panel




OM-252-N-C-1-ROMAN



OM-252-R-R-19-OPTIMA



OM-252-F-F-11-GOLDEN



OM-252-J-D-18-BOOK ANTIQUA ITALIC

The above designs show how a standard design (OM-252) can be customized by interchanging panels and lettering styles. These changes can be made at no additional charge. To order a standard design with panel and lettering changes follow these steps.

- 1) Indicate design number
- 2) Indicate the panel letter or letter style for family name
- 3) Indicate panel letter style for given names
- 4) Indicate number and name of lettering style